

Ophthalmic Instruments

CATALOG
2022-23





DISCLAIMER & CONFIDENTIALITY

This catalog is confidential and for your information only and is not intended as an offer, or a solicitation of an offer, to buy or sell any investment or other specific product. Although all information and opinions expressed in this document were obtained from sources believed to be reliable and in good faith, no warranty, express or implied, is made as to its accuracy or completeness. All information and opinions are subject to change without prior notice. Any information herein are not binding upon any party and cannot constitute any evidence in any court of law.

This catalog may not be reproduced in any form or copies circulated without prior written authority of ALIRA MEDICAL DEVICES LLC



About us

Alira Medical Devices LLC is a California based Medical Devices' provider that offers a wide range of world-class medical devices and surgical instruments in the fields of Plastic & Reconstructive Surgery, Breast Augmentation, Liposuction, Gynecology, Laparoscopy, Urology, ENT, Ophthalmology and Dentistry to facilitate surgical procedures in a sophisticated manner.

At Alira, we focus on finer details and are aware of every part of the process, and especially, have a willingness to create value for the customer.

We have created an inspiring culture that empowers our people and provides a comfortable, functional, and fun environment that result in a team that works smarter, collaborates, and enjoys what they do.



Quality Focus

Alira Medical Devices is committed to provide top Quality medical devices and surgical instruments to its customers by using a robust Quality Management System (QMS) derived from basic principles laid down by international guidelines e.g. GMP, ISO 13485:2016 & ISO 9001:2016 while meeting statutory/regulatory requirements.

At Alira Medical Devices, Quality begins right from the input materials. All vendors and materials are evaluated for quality & compliance attributes and regulatory requirements through a comprehensive vendor qualification and management program.

To ensure the quality of products, Alira Medical Devices is committed to develop all products following the QBD (Quality by Design) principles and a risk-based scientific approach or as per the regulatory requirements to achieve the quality targets.

Alira Medical Devices is committed to continuously upgrading the equipment and premises to fulfill the compliance requirements and deploy qualified, validated technologies and systems.

Alira Medical Devices promotes the culture of "Speak-up for Quality", shared learning, transparency, and data integrity. Also ensuring a timely and effective communication and escalation process exists to raise quality issues to the appropriate levels of management, advocating continual improvement

CARE FOR INSTRUMENTS (OPHTHALMIC INSTRUMENTS)

Description/Intended Use

Ophthalmic instruments are manual, non-powered, non-active, hand-held instruments intended to support or perform ophthalmic procedures. This type of medical device includes manual ophthalmic knives, scissors, forceps, needle holders, hooks, probes, ophthalmic rings, spatulas, eyelid speculum, ophthalmic retractors, loops, dissectors and clamps.

Reuse

When sterilized in line with these proven recommendations, we guarantee that our items will last at least 20 sterilization cycles.

Contraindications

Each instrument is meant for a specific purpose. Improper use entails damage of instrument or reduced its lifetime.

Organ perforation and damage laceration of nearby tissues.

Sudden massive hemorrhage.

Safety Tips

It is very important to check each surgical instrument for visible damage and wear, such as cracks, breaks or insulation defects before each use.

Never use the instruments in the presence of flammable or explosive substances.

Sterilization

To prevent instruments from touching each other or other instruments, wrap each pair of instruments in its own wrapper or place them in a container.

Steam: 30 minutes in a steam autoclave at 250°F (121°C).

Flash: For 10 minutes, steam autoclave at 275°F (134°C).

Pre-Vac: Use a steam autoclave at 132°–135°C for [4 minutes] exposure time, and dry time [20 minutes].

Storage & Handling

Instruments should be stored in a clean, dry, moisture free area. They should be stored individually in their shipping carton or in a protective tray with partitions. Always keep protective covers on delicate tips when the instrument is not being used.

Warranty

These products come with a material and workmanship warranty. Should damage arise as a result of poor handling or usage, the guarantee is invalid. The use and reprocessing of these goods must be done with caution.

Inspection

Before and after each usage, these devices should be inspected. Visually inspect the equipment for evident physical damage, such including discoloration, strange lumps, cuts, punctures, and nicks.

Tips for damage, corrosion or misalignment condition before use. Check areas such as blades, points, ends, and stops as well as all moveable parts. A microscope should be used whenever possible. Lubricate all moving parts, lock boxes, joints and catches with a physiologically safe

Cleaning

With a gentle, non-metallic instrument cleaning brush and a light detergent sterile purified water solution, remove any debris that has accrued during usage from the device. After carefully drying with a sterile cloth and rinsing with sterile, filtered water to remove any detergent residue and debris (Do not fully immerse in in fluids).

Precautions

Avoid using abrasives to scratch or scrub coated surfaces.
In the sterilization tray, avoid overlapping the instruments.
Do not use bleach.



Consult Instructions for Use



Keep Dry



Latex Free



Temperature Limitations



Non-Sterile Product



Keep Away from Sunlight

The above is given as a guideline only.

Alira Medical Devices LLC accepts no responsibility or liability whatsoever relating to these guidelines.

Table of Contents

Scissors	08
Needle Holders	20
Forceps	25
Punches	40
Spatulas & Choppers	42
Curettes	47
Hooks	50
Knives	56
Loops	57
Depressor & Retractors	62
Speculums	71
Splitter & Markers	75
Ophthalmic Sets	77

Azar Corneal Scissors

Azar Corneal Scissors are used for many corneal grafting procedures during ophthalmic surgeries.

(AAA-1919)

Length 11.2 Curved Blade 16mm



Fogla Scissors

Used to eliminate the remaining corneal stroma isolated from the Descemet's layer in DALK surgery.

(AAA-1920)

Length 11cm Curved Left
Length 11cm Curved Right



Cindy DLEK Scissors

These sharp scissors are used for corneal tissue cuts during DLEK procedure.

(AAA-1921)

Length 8.6cm Blade Medium Curved
Length 11.4cm Blade Medium Curved
Length 8.6cm Blade Sharply Curved
Length 11.4cm Blade Sharply Curved



Barraquer Dewecker Iris Scissors

These scissors are used during micro-surgical procedures for sharp dissections.

(AAA-1909)

Length	5.4cm	Angled
Length	5.5cm	Angled
Length	5.6cm	Angled
Length	6.3cm	Angled
Length	5.4cm	Slightly Angled
Length	5.5cm	Slightly Angled
Length	5.6cm	Slightly Angled
Length	6.3cm	Slightly Angled



Jaffe Stitch Scissors

Jaffe Stitch Scissors are specialized tool for dissection of very delicate ocular tissues.

(AAA-1911)

Length	11cm	Tip	Sharp
Length	13cm	Tip	Sharp
Length	11cm	Tip	Very Sharp
Length	13cm	Tip	Very Sharp




Shepherd-Westcott Tenotomy Scissors

Tool specialized for cutting of delicate and sensitive tissues of eye region during micro-surgical procedures.

(AAA-1912)

Length	11.7cm	Straight	Blade	16mm
Length	12.3cm	Straight	Blade	16mm
Length	11.7cm	Straight	Blade	18mm
Length	12.3cm	Straight	Blade	18mm
Length	11.7cm	Straight	Blade	21mm
Length	12.3cm	Straight	Blade	21mm



Bonn Eye Scissors

These scissors are used for cutting and dissection of delicate structures during ocular surgeries.

(AAA-1927)

Length	8.5cm	Straight	Tip	Sharp
Length	9cm	Straight	Tip	Sharp
Length	8.5cm	Curved	Tip	Sharp
Length	9cm	Curved	Tip	Sharp

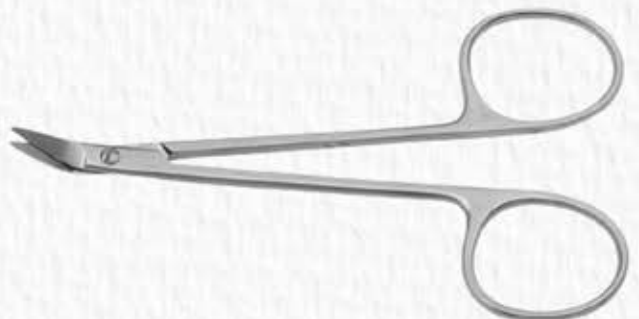


Graefe Eye Scissors

Scissors used during opthalmic procedures for delicate membranes handling and procedures.

(AAA-1928)

Length	7.6cm	Angled	Tip	Blunt
Length	10.5cm	Angled	Tip	Blunt



Castroviejo Corneal Section Scissors

Castroviejo corneal section scissors are used during ocular surgeries for blunt dissection. Also used by surgeons for precise dissection in corneal grafts and other micro-surgical procedures.

(AAA-1925)

Length	10.5cm	Angled Left
Length	10.6cm	Angled Left
Length	11cm	Angled Left
Length	10.5cm	Angled Right
Length	10.6cm	Angled Right
Length	11cm	Angled Right
Length	10.5cm	Curved Left
Length	10.6cm	Curved Left
Length	11cm	Curved Left
Length	10.5cm	Curved Right
Length	10.6cm	Curved Right
Length	11cm	Curved Right



Hoffer-Stern Scissors

These Scissors are used for micro-surgeries for cutting and dissection.

(AAA-1924)

Length	10.6cm	Tip	Sharp
Length	11cm	Tip	Sharp
Length	10.6cm	Tip	Blunt
Length	11cm	Tip	Blunt



Eye Enucleation Scissors

Enucleation scissors are used for removing globe from the eye. It is used by surgeons for dissecting connecting stalk and ocular muscle during ocular surgeries.

(AAA-1908)

Length	9cm	Straight
Length	11cm	Straight
Length	12cm	Straight
Length	13cm	Straight
Length	14cm	Straight
Length	9cm	Light Curved
Length	11cm	Light Curved
Length	12cm	Light Curved
Length	13cm	Light Curved
Length	14cm	Light Curved
Length	9cm	Medium Curved
Length	11cm	Medium Curved
Length	12cm	Medium Curved
Length	13cm	Medium Curved
Length	14cm	Medium Curved
Length	9cm	Strong Curved
Length	11cm	Strong Curved
Length	12cm	Strong Curved
Length	13cm	Strong Curved
Length	14cm	Strong Curved



Tibolt Punctual Scissors

Specialized tool used during punctal operations for opening and dissection of drainage system of eye.

(AAA-1907)

Length	10.8cm	Curved	Type	Standard
--------	--------	--------	------	----------




Manson-Aebli Corneal Section Scissors

Corneal Scissors made of German Stainless Steel designed for micro-surgeries for corneal procedures.

(AAA-1914)

Length	10cm	Angled Left	Blade	18mm
Length	11.5cm	Angled Left	Blade	18mm
Length	12cm	Angled Left	Blade	18mm
Length	10cm	Angled Right	Blade	18mm
Length	11.5cm	Angled Right	Blade	18mm
Length	12cm	Angled Right	Blade	18mm



Cohan-Vannas Iris Scissors

Used for manipulating and handling delicate tissues of eyes during ocular surgeries.

(AAA-1915)

Length	5.7cm	Curved	Blade	12mm
Length	6.3cm	Curved	Blade	12mm
Length	5.7cm	Straight	Blade	12mm
Length	6.3cm	Straight	Blade	12mm



Furst Knapp Iris Scissors

These fine, sharp scissors are ideal for making tiny cuts in delicate tissues or removing sutures.

(AAA-1913)

Length	9cm	Straight	Tip	Sharp
Length	10.2cm	Straight	Tip	Sharp
Length	11.5cm	Straight	Tip	Sharp
Length	9cm	Straight	Tip	Blunt
Length	10.2cm	Straight	Tip	Blunt
Length	11.5cm	Straight	Tip	Blunt
Length	9cm	Curved	Tip	Sharp
Length	10.2cm	Curved	Tip	Sharp
Length	11.5cm	Curved	Tip	Sharp
Length	9cm	Curved	Tip	Blunt
Length	10.2cm	Curved	Tip	Blunt
Length	11.5cm	Curved	Tip	Blunt



Biemer Vein Scissors

Instrument for grasping and cutting delicate veins perpendicularly without slipping.

(AAA-1902)

Length	12cm	Shape	Straight
Length	13cm	Shape	Straight



Mackool Roldable Lens Scissors

It is used during opthalamic surgeries for cutting and removing foldable lenses through small incision.

(AAA-1922)

Length 11.5cm Angled
Length 11.5cm Straight



Rappazzo Haptic Scissors

Used for cutting haptic in preparation for IOL removal.

(AAA-1923)

Length 8.1cm Angled 60 degree
Length 14.6cm Angled 60 degree



Troutman-Castroviejo Corneal Section Scissors

Tool used for micro-surgical handling of delicate tissues. Also used in ocular surgeries including cataracts, corneal and iris procedures.

(AAA-1924)

Length	10cm	Curved Left	Blade	10mm
Length	11.7cm	Curved Left	Blade	10mm
Length	10cm	Curved Left	Blade	13mm
Length	11.7cm	Curved Left	Blade	13mm



McPherson-Westcott Conjunctival Scissors

Ophthalmic instrument utilized for fine dissection of corneal and conjunctival tissue during corneal transfer, keratoplasty, conjunctival resection and excision and also in other ophthalmic and medical procedures.

(AAA-1903)

Length	10cm	Blade	10.5mm
Length	11cm	Blade	10.5mm
Length	12cm	Blade	10.5mm
Length	10cm	Blade	11mm
Length	11cm	Blade	11mm
Length	12cm	Blade	11mm



Stern-Gills Scissors

Delicate tissue dissecting scissors used to handle micro-surgery for dissection and cutting.

(AAA-1904)

Length	10cm	Blade	10mm
Length	11cm	Blade	10mm
Length	10cm	Blade	14mm
Length	11cm	Blade	14mm



Stern-Gills Vannas Scissors

Tool with very thin and sharp tips for dissection. Cuts ocular structures, membrane, sclera and cornea in ophthalmic surgeries.

(AAA-1905)

Length	11cm	Angled	Blade	10mm
Length	11cm	Curved	Blade	10mm
Length	11cm	Straight	Blade	10mm
Length	11cm	Angled	Blade	11mm
Length	11cm	Curved	Blade	11mm
Length	11cm	Straight	Blade	11mm



Osher Universal Corneal Scissors

Specially designed Corneal Scissors to assist surgeons to perform delicate corneal surgeries.

(AAA-1916)

Length	10cm	Curved	Blade	13mm
Length	12cm	Curved	Blade	13mm
Length	10cm	Curved	Blade	21mm
Length	12cm	Curved	Blade	21mm



Clayman-Vannas Scissors

Clayman-Vannas Scissors are used for ophthalmic procedures for handling, manipulating and cutting of delicate tissues.

(AAA-1917)

Length	8.1cm	Straight	Blade	5mm
Length	8.3cm	Straight	Blade	5mm
Length	8.1cm	Curved	Blade	5mm
Length	8.3cm	Curved	Blade	5mm
Length	8.1cm	Straight	Blade	7mm
Length	8.3cm	Straight	Blade	7mm
Length	8.1cm	Curved	Blade	7mm
Length	8.3cm	Curved	Blade	7mm



Katzin Corneal Transplant Scissors

Specialized instrument used during ocular surgeries for corneal graft to dissect corneal tissues.

(AAA-1918)

Length	10cm	Strongly Curved Right
Length	10.8cm	Strongly Curved Right
Length	10cm	Strongly Curved Left
Length	10.8cm	Strongly Curved Left



Spring Scissors

These scissors are used in micro-surgeries for dissection of delicate structures.

(AAA-1906)

Length	9cm	Straight	Blade	6mm
Length	10cm	Straight	Blade	6mm
Length	12cm	Straight	Blade	6mm
Length	14cm	Straight	Blade	6mm
Length	9cm	Curved	Blade	6mm
Length	10cm	Curved	Blade	6mm
Length	12cm	Curved	Blade	6mm
Length	14cm	Curved	Blade	6mm



McGuire Corneal Scissors

Instrument for ocular surgery, made of German Stainless Steel, it is designed for corneal surgeries for cutting and dissection.

(AAA-1907)

Length	10mm	Angled, right	Blade	20mm
Length	11mm	Angled, right	Blade	20mm
Length	10mm	Angled, left	Blade	20mm
Length	11mm	Angled, left	Blade	20mm
Length	10mm	Curved, right	Blade	20mm
Length	11mm	Curved, left	Blade	20mm
Length	10mm	Curved, right	Blade	20mm



Tubingen Capsulotomy Scissors

These scissors are used for cutting and dissection of delicate structures during ocular surgeries.

(AAA-1927)

Length	8.5cm	Straight	Tip	Sharp
Length	9cm	Straight	Tip	Sharp
Length	8.5cm	Curved	Tip	Sharp
Length	9cm	Curved	Tip	Sharp




Graefe Eye Scissors

Scissors used during ophthalmic procedures for delicate membranes handling and procedures.

(AAA-1928)

Length	7.6cm	Angled	Tip	Blunt
Length	10.5cm	Angled	Tip	Blunt



Azar Needle Holder

Designed to hold needle securely and manipulate the ends of suture material firmly in the surgical procedure.

[AAA-2039]

Length	13cm	Jaws	9mm	Curved
Length	13cm	Jaws	11mm	Curved



Drews Needle Holder

Designed to hold needle securely and manipulate the ends of suture material firmly in the surgical procedure.

[AAA-2038]

Length	10.4cm	Straight	With Lock
Length	10.4cm	Curved	Without Lock
Length	12cm	Straight	With Lock
Length	12cm	Curved	Without Lock



Arruga Needle Holder

It is used for grasping needle during surgical process. The flat handle is serrated which gives firm grip.

[AAA-2040]

Length	12cm	Straight	Jaws	14mm
Length	16cm	Straight	Jaws	14mm
Length	12cm	Curved	Jaws	14mm
Length	16cm	Curved	Jaws	14mm



Boynton Needle Holder

It securely holds the needle during suturing process and minimize slippage by enhancing the grip of the surgeons.

(AAA-2041)

Length 12cm Shaft Straight Type Serrated Jaws



Hattenbach Hybrid Needle Holder

It is used to handle the ocular surgeries of interior chamber. Gives firm grip on the needle and helps to manipulate tissues carefully.

(AAA-2042)

Length 9cm Shaft Angled Jaws Smooth
Length 12cm Shaft Angled Jaws Smooth



Stevens Needle Holder

It is used in ophthalmology for finest ligature in sensitive areas like eye lids. It ensures firm ligature and handle gives firm grip to the surgeon without slippage.

(AAA-2043)

Length 13cm Shape Straight Jaws Serrated
Length 15cm Shape Straight Jaws Serrated



Cohan Needle Holder

It is used in ocular surgeries with lower gauge needles during intraocular incisions. Made of German Stainless Steel with locking and without locking mechanism ideal for use in complex eye surgeries.

(AAA-2026)

Length	10.4cm	Shape	Curved	Jaws	7.5mm
Length	10.4cm	Shape	Curved	Jaws	8mm



Anis Microsurgery Needle Holder

It is used in ocular surgeries for suturing. With extra delicate jaws made up of stainless steel it is used by surgeons for holding needles in surgeries.

(AAA-2027)

Length	12.7cm	Jaws	8mm	Straight	Type	With Lock
Length	12.7cm	Jaws	8mm	Curved	Type	With Lock
Length	12.7cm	Jaws	8mm	Straight	Type	Without Lock
Length	12.7cm	Jaws	8mm	Curved	Type	Without Lock



Kalt Needle Holder

It is used to hold and drive suturing needles through various tissues in microsurgical procedures, mainly used in ocular surgeries. The delicate jaws gives extra grip during eye surgeries.

(AAA-2028)

Length	13cm	Type	Standard
Length	14cm	Type	Standard
Length	15cm	Type	Standard
Length	13cm	Type	TC
Length	14cm	Type	TC
Length	15cm	Type	TC



Girkin Needle Holder

Designed to hold needle securely and manipulate the ends of suture material firmly in the surgical procedure.

(AAA-2034)

Length	13.6cm	Jaws	12mm	With Lock
Length	13.6cm	Jaws	12mm	Without Lock



Suh Strabismus Needle Holder

It is primarily used in extraocular muscle surgeries. Made of German Stainless Steel provides firm grip on the needle while suturing.

(AAA-2035)

Length	14cm	Jaws	0.95mm	Type	TC
--------	------	------	--------	------	----



Bechert-Sinskey Needle Holder

Delicate Jaws designed to handle micro sutures, the TC jaws firmly grasps the needle without slippage.

(AAA-2036)

Length	13cm	Jaws	9mm	Shape	Curved
Length	13cm	Jaws	9mm	Shape	Straight



Osher Needle Holder

It is used for corneal surgical procedures to secure needles in position while suturing.

(AAA-2031)

Length	11cm	Jaws	9mm	Type	With Lock
Length	11cm	Jaws	9mm	Type	Without Lock



Troutman Needle Holder

It is a versatile instrument made of German Stainless Steel used mostly in postoperative ophthalmic management procedures.

(AAA-2032)

Length	11cm	Jaws	9mm	Type	With Lock
Length	12cm	Jaws	9mm	Type	With Lock
Length	11cm	Jaws	10mm	Type	With Lock
Length	12cm	Jaws	10mm	Type	With Lock
Length	11cm	Jaws	9mm	Type	Without Lock
Length	12cm	Jaws	9mm	Type	Without Lock



Tennant Needle Holder

The TC jaws are designed to handle micro suture and hold needle firmly without slippage.

(AAA-2033)

Length	12.8cm	Straight
Length	13.3cm	Straight
Length	12.8cm	Curved
Length	13.3cm	Curved



Capsulorhexis Forceps

These forceps are used for cataract surgeries. It assists surgeons in delicate eye procedures.

(AAA-2020)

Length	8.5cm	Angled	Tip	12mm
Length	10.5cm	Angled	Tip	12mm
Length	8.5cm	Angled	Tip	14mm
Length	10.5cm	Angled	Tip	14mm



Max Fine Tying Forceps

These forceps are specially designed to grasp, hold and manipulate delicate tissues.

(AAA-2021)

Length	10cm	Curved
Length	11cm	Curved



Crossed Action Forceps

Designed to assist in the removal of Descemet's membrane from the host cornea.

(AAA-2022)

Length	10cm	Straight
Length	12.5cm	Straight



Colibri Utility Forceps

Colibri Corneal Forceps With Tying Platform is a specific ophthalmic device that specialists use to hold the scleral edge of the cornea during cataract or glaucoma surgical procedures.

(AAA-1975)

Length	6cm	Curved	Tip	0.12mm
Length	7cm	Curved	Tip	0.12mm
Length	6cm	Curved	Tip	0.40mm
Length	7cm	Curved	Tip	0.40mm



Swiss Cutting Tweezers

Cutting tweezers for soft copper, gold, silver, magnetic wires, stainless steel braids.

(AAA-1980)

Length	11cm	Angled	Type	TC
Length	12cm	Angled	Type	TC



HTC Tweezers

Tweezers with high temperature coating (HTC) with resistance up to 620°C/1150°F

(AAA-1983)

Length	11cm	Straight	Tip	flat
Length	12cm	Straight	Tip	flat
Length	11cm	Curved	Tip	fine
Length	12cm	Curved	Tip	fine



Dumont tweezers

These Dumont Tweezers are made of tempered steel and are obviously appropriate for dealing with microscopic parts. The knives are indented with sloped edges and focuses that have been extra-sharpened to a needle-like shape and sharpness.

[AAA-1961]

Length	12cm	Shape	Straight
Length	13cm	Shape	Straight
Length	12cm	Shape	Curved
Length	13cm	Shape	Curved
Length	12cm	Shape	Angled
Length	13cm	Shape	Angled



Bonn Forceps

Bonn Forceps is a particular instrument that ophthalmic specialists use to handle, hold and control the scleral edge of the corneal incision and utilized during ophthalmic medical procedures to keep up with the eyeball or the grasp of specific tissues.

[AAA-1962]

Length	8.2cm	Straight	Tip Width	0.12mm
Length	9cm	Straight	Tip Width	0.12mm
Length	10cm	Straight	Tip Width	0.12mm
Length	8.2cm	Straight	Tip Width	0.3mm
Length	9cm	Straight	Tip Width	0.3mm
Length	10cm	Straight	Tip Width	0.3mm



Colibri Forceps

The Colibri Corneal Forceps with Tying Platform is utilized to handle and hold the Cornea during Medical procedure.

[AAA-1963]

Length	7.5cm	Straight	Teeth	1 x 2
Length	8.5cm	Straight	Teeth	1 x 2
Length	11.5cm	Straight	Teeth	1 x 2



Erhardt Lid Forceps

Erhardt Lid Forceps is a specialized ophthalmic tool that is used to expose the upper fornix of the eye and to manipulate upper eyelid for surgeries.

(AAA-2017)

Length 9cm Straight

Length 9.5cm Straight



Carlson DSEK Graft Forceps

These forceps are specially designed to grasp the graft for insertion into the anterior chamber to facilitate ophthalmological procedures.

(AAA-2018)

Length 8.5cm Angled

Length 12cm Angled



Snellen Entropion Forceps

Entropion Forceps is a specialized ophthalmic tool that surgeons can use to grasp and stabilizing eyelids during surgery.

(AAA-2019)

Length 8.8cm Type Serrated



Fuchs Capsular Forceps

Fuchs Capsular Forceps are used in the manipulation of optical discs.

(AAA-2010)

Length 7cm Curved
Length 7cm Angled



Gills ARRUGA Capsule Forceps

These forceps are used to handle sensitive ocular tissues and during cataract surgeries.

(AAA-2011)

Length 7.5m Angled



Stephens Capsulotomy Forceps

Stephens Capsulotomy Forceps are used in handling capsules in eye surgical processes.

(AAA-2013)

Length 11cm Handle Round
Length 1.9cm Handle Round



Gaskin Fragment Forceps

Gaskin Fragment Forceps are used in cataract extraction procedures. These forceps are made of German Stainless Steel specially designed to assist in surgery.

(AAA-2003)

Length	10cm	Angled	Jaws	11mm
Length	10.8cm	Angled	Jaws	11mm



Devgan Micro Capsulorhexis Forceps

These Forceps are made of German Stainless Steel, used to manipulate capsule during eye surgeries.

(AAA-2004)

Length	11cm	Angled/slightly	vaulted
Length	11.9cm	Angled/slightly	vaulted



Shepard lens holding forceps

It is a specialized ophthalmic tool that surgeons can use to hold IOL implants, looking towards their further insertion into the anterior chamber of the eye.

(AAA-2006)

Length	11.8cm	Gently curved
Length	12.5cm	Gently curved



Gills Hess Iris Forceps

Gills Hess Forceps are used to handle iris tissues during ophthalmic surgeries.

(AAA-1993)

Length 7cm Angled Teeth 1 x 2



Pierse Colibri Corneal Forceps

The Pierse-Colibri Corneal Forceps are used to hold the cornea during surgical procedures that require access to the anterior chamber.

(AAA-1997)

Length	7.5cm	Angled	Tip	0.12mm
Length	8.3cm	Angled	Tip	0.12mm
Length	7.5cm	Angled	Tip	0.3mm
Length	8.3cm	Angled	Tip	0.3mm



Pierse Forceps

Pierse Forceps are used for the dissection of fragile tissues and for better control on micro vessels,

(AAA-1995)

Length	8.5cm	Straight
Length	12cm	Straight



Kraff Capsule Tag Forceps

Kraff Capsule Tag Forceps are a commonly used tool in cataract in IOL implantation procedures.

(AAA-2014)

Length	10cm	Angled
Length	10.5cm	Angled



Beaupre Cilia Forceps

Beaupre Cilia Forceps are widely used to remove the eyelashes from the eyelid.

(AAA-2015)

Length	11.5cm	Angled	Jaws	12mm
Length	11.5cm	Angled	Jaws	13mm



Harms Tubingen Suture Tying Forceps

Harms-Tubingen Tying Forceps is used for handling fine suturing material during ophthalmologic procedures.

(AAA-2016)

Length	10.5cm	Straight
Length	10.8cm	Straight
Length	10.5cm	Curved
Length	10.8cm	Curved



Littauer Cilia

Littauer Cilia Forceps is a specialized device that is used to control cilia from the edges of the eyelid.

(AAA-2023)

Length	8.9cm	Straight
Length	9cm	Straight



Bergh Cilia

Bergh Cilia Forceps is a specialized ophthalmic instrument that surgeons commonly use to hold and pull out cilia from the edges of the eyelids.

(AAA-2024)

Length	8.5cm	Straight
Length	9cm	Straight
Length	11.5cm	Straight



Shaaf cilia forceps

Shaaf Cilia Forceps are also known as Schaf Foreign Body Forceps are a commonly used tool to extract foreign material during ophthalmic surgeries.

(AAA-2025)

Length	9cm	Curved
Length	9.6cm	Angled
Length	9cm	Curved
Length	9.6cm	Angled



Masket Capsulorhexis Forceps

Masket Capsulorhexis Forceps are used generally in cataract procedures.

(AAA-2007)

Length	10cm	Curved
Length	10.5cm	Curved



Arruga Capsular Forceps

Arruga Capsular Forceps is a specialized ophthalmic tool that surgeons commonly use to manipulate anterior lens capsule during certain cataract surgeries.

(AAA-2008)

Length	9.5cm	Curved	Shaft	Vaulted
Length	10cm	Curved	Shaft	Vaulted



St Martin Forceps

St. Martin Forceps is a specialised extra fine device that ophthalmic surgeons use to grasp, hold and manipulate the scleral edge of the corneal incision and other delicate tissues,

(AAA-2009)

Length	7.5cm	Tip	0.3mm
Length	9cm	Tip	0.3mm
Length	11cm	Tip	0.3mm
Length	7.5cm	Tip	0.6mm
Length	9cm	Tip	0.6mm
Length	11cm	Tip	0.6mm



Paufique Forceps

Paufique forceps can be used for scleral and conjunctival sutures during ophthalmic procedures.

(AAA-1986)

Length	9cm	Handle Type	Wide serrated
Length	9cm	Handle Type	Flat



Jayle Suturing Forceps

Jayle forceps Can be used for scleral and conjunctival sutures.

(AAA-1987)

Length	10cm	Straight
Length	11cm	Straight



Troutman Tying Forceps

Troutman Tying Forceps are used to tie sutures. Intended for use in human eye.

(AAA-1988)

Length	10cm	Straight
Length	11.5cm	Straight
Length	10cm	Curved
Length	11.5cm	Curved



Pierse Fixation Forceps

It helps surgeons in eye surgeries to hold tissues in place during ophthalmic procedures.

(AAA-1999)

Length	9cm	Straight	Type	Serrated
Length	13cm	Straight	Type	Serrated
Length	9cm	Colibri	Type	Serrated
Length	13cm	Colibri	Type	Serrated



Nevyas Capsulorhexis Forceps

Nevyas Capsulorhexis Forceps is used to penetrate and grasp the anterior capsule during ophthalmic procedures.

(AAA-2002)

Length	10.5cm	Angled	Tip	Smooth
Length	10.5cm	Cystotome	Tip	Smooth
Length	10.5cm	Angled	Tip	TC coated
Length	10.5cm	Cystotome	Tip	TC coated



Kraff Capsule Tag Forceps

Kraff Capsule Tag Forceps is commonly used in cataract procedures. It is also used in IOL implantation.

(AAA-2001)

Length	10cm	Angled
Length	11cm	Angled



Round Hollow Handled Forceps

This is an efficient surgical instrument used in ophthalmological operations. The round state of the handle additionally makes these careful instruments more advanced to control during a medical procedure. Produced using top notch stainless steel, these instruments are an incredible expansion to a microsurgical instrument unit.

[AAA-1968]

Length	14cm	Straight	length	0.15mm
Length	15cm	Straight	length	0.15mm
Length	14cm	Curved	length	0.15mm
Length	15cm	Curved	length	0.15mm



Jaffe Suture Tying Forceps

Jaffe Suture Tying Forceps is a particular tool that ophthalmic specialists use to get a handle on, control and guide monofilament and prolene sutures in ophthalmic procedures

[AAA-1969]

Length	10cm	Straight	tip	0.3mm
Length	11cm	Straight	tip	0.3mm
Length	10cm	Curved	tip	0.3mm
Length	11cm	Curved	tip	0.3mm



Teflon coated Forceps

Teflon covering on these forceps won't scratch or blemish sensitive surfaces plus its nonstick characteristics prevents material build up which helps in surgeries.

[AAA-1970]

Length	9cm	Shape	Straight	Type	Serrated
Length	10cm	Shape	Straight	Type	Serrated
Length	9cm	Shape	Curved	Type	Serrated
Length	10cm	Shape	Curved	Type	Serrated



Swiss Tweezers

The non slip grip design makes these tweezers ultralight, giving a prevalent taking care of and unlimited oversight, forestalling simultaneously from hand exhaustion.

[AAA-1965]

Length	9cm	Straight	Tip	0.1 x 0.06mm
Length	11.5cm	Straight	Tip	0.1 x 0.06mm
Length	9cm	Curved	Tip	0.18 x 0.2mm
Length	11.5cm	Curved	Tip	0.18 x 0.2mm



Fechtner Conjunctiva Forceps

The Fechtner Conjunctival Forceps offers a wide cluster of surgical benefits. Its chief use is to give an effective method for controlling the conjunctiva without penetrating nearby tissues. This instrument includes a couple of extremely fine, straight jaws with a tying platform that works with sewing.

[AAA-1966]

Length	10cm	Straight	Ring shaped tip
Length	11cm	Straight	Ring shaped tip
Length	10cm	Straight	Disc shaped tip
Length	11cm	Straight	Disc shaped tip



Kelman Mcpherson Tissue Forceps

Kelman-McPherson Tissue Forceps is a specific instrument that ophthalmic surgeons ordinarily use to tie suture knots and control various tissues of the eye.

[AAA-1967]

Length	7cm	Angled	Type	Smooth
Length	8cm	Angled	Type	Smooth
Length	10cm	Angled	Type	Smooth



Vessel Cannulation Forceps

Vessel cannulation forceps are intended to embed little catheters into vessels. The little jaws of the forceps guarantees safe insertion into small blood vessels.

(AAA-1989)

Length	10cm	Angled
Length	11cm	Angled
Length	13cm	Angled



Nugent Utility Forceps

Nugent Utility Forceps are often used to hold and manipulate eye tissues during ophthalmic procedures.

(AAA-1990)

Length	10cm	Type	Serrated
Length	10cm	Type	Serrated
Length	10cm	Type	Smooth
Length	10cm	Type	Smooth



Moorfield Suturing Forceps

These are suture and conjunctival forceps which surgeons usually use to grasp soft tissues of the eye.

(AAA-1991)

Length	10cm	Straight	Type	Serrated
Length	11cm	Straight	Type	Serrated
Length	12cm	Straight	Type	Serrated




Gass Corneoscleral Punch

A frequent tool instrument for glaucoma patients is the Gass Corneoscleral Punch. The anterior chamber's extra fluid is drained with a sclerectomy at the corneoscleral junction using a punch. The punch has the advantage that the scleral flap does not need to be held during the process. Ophthalmologists routinely utilize these punches to execute a sclerectomy on the fragile corneoscleral tissue in order to allow an adequate flow of aqueous fluid.

(AAA-2139)

Length 9cm Bite Depth 0.75mm




Christensen Punctum Punch

During ophthalmologic procedures, the Christensen Punctum Punch offers a wide range of advantages. Its main function is to painlessly puncture a stenotic punctum to reestablish lachrymal flow. The device has a pair of jaws with blunt edges that are used for this purpose.

(AAA-2141)

Length 10cm Bite Width 1mm



Kelly Decemet Punch

Kelly Descemet Punch is frequently used on glaucoma patients. To remove extra fluid from the anterior chamber, a sclerectomy is carried out using the punch. The advantage of the punch is that the scleral flap does not need to be held during the ophthalmology process. For fine control, the punch has a serrated squeeze grip.

(AAA-2140)

Length 13cm Handle Tyoe Serrated



Punctal Dilator-Double Ended

It is used during Punctoplasty to widen the Lacrimal Punctum in preparation for flushing and syringing; designed with premium polished tips to reduce trauma during punctum entrance; Improved grip made possible by a knurled handle enables greater accuracy when performing dilation treatments; Ideally suited to your procedural needs.

(AAA-2142)

Length	11.5cm	Tip	Round	Handle	85mm	Dilator	4cm
Length	14cm	Tip	Round	Handle	85mm	Dilator	4cm



Bicalho Guide Tunnel Splitter

It is used for corneal endothelial implanation during ocular surgeries by the surgeons.

(AAA-2059)

Length 12cm Output Port 3.5x2.55mm



Donnenfeld Femto Spatula

It helps in identification of the interface and wound opening with sweep motion, this spatula is made of German Stainless Steel, assists surgeons in their eye procedures.

(AAA-2060)

Length 12.2cm Tip Spear-Shaped



Dvali Corneal Tunnel Dissector Spatula

Create intrastromal tunnels for additional intrastromal ring insertion using the corneal tunnels dissector.

(AAA-2061)

Length	9.5cm	Left	Diameter	5mm
Length	12cm	Left	Diameter	5mm
Length	9.5cm	Right	Diameter	5mm
Length	12cm	Right	Diameter	5mm
Length	9.5cm	Left	Diameter	6mm
Length	12cm	Left	Diameter	6mm
Length	9.5cm	Right	Diameter	6mm
Length	12cm	Right	Diameter	6mm



Brierley Nucleus Splitter

It is used as bimanual nucleus divider to assist surgeons in eye procedures.

(AAA-2068)

Length 12cm Shaft Angled



Dodick-Kammann Nucleus Chopper

It is used in eye surgeries for bimanual nucleus division by surgeons in ophthalmic surgeries.

(AAA-2069)

Length	11cm	Tip	12mm	Interior Edge	1.5mm
Length	12cm	Tip	12mm	Interior Edge	1.5mm
Length	11cm	Tip	12mm	Interior Edge	2mm
Length	12cm	Tip	12mm	Interior Edge	2mm




Escaf Nucleus Divider

It is used for vertical chopping in eye surgeries and also for bimanual nuclear division.

(AAA-2070)

Length 11cm Shaft 10mm



Green Spatula Double Ended

It is used in eye procedures for taking samples from eyes which is used in diagnosis of further complications.

(AAA-2062)

Length 12.5cm Slightly Curved
Length 15cm Slightly Curved



Hirschman Iris Lens Spatula

The iris tissue can be held back with the spatula or the lens nucleus can be handled. The spatula has notches that aid with atraumatic tissue grip.

(AAA-2063)

Length 12cm Width 0.6mm
Length 12.5cm Width 0.6mm



Maumenee-Barraquer Vitreous Sweep Spatula

It is used in eye surgical procedures for better handling of delicate internal eye structures.

(AAA-2064)

Length 12cm Angled Left Tip 10mm
Length 12cm Angled Right Tip 11mm



PATON Spatula

Used in opthalmic surgical procedures for handling, grasping and removal of corneal button.

(AAA-2065)

Length	13cm	Tip	8mm
Length	14cm	Tip	8mm



Sarnicola DALK Big Bubble Spatula

It is used to inject air through inter corneal tunnel to form big bubble.

(AAA-2066)

Tip	8mm	Curved	Blade	Smooth
Tip	12mm	Curved	Blade	Smooth



Mics Phaco Pre Chopper

It is used for bimanual nucleus pre-chopping during complicated eye procedures.

(AAA-2067)

Length	7cm	Curved	Tip	Blunt
Length	7cm	Curved	Tip	Sharp



Wecker Iris Spatula

Ophthalmic tool that surgeons can use to rotate the nucleus during various surgeries as well as to hold the iris in place while manipulating the lens capsule.

(AAA-2071)

Length	12cm	Straight	Blade Size	36 x 2 mm
Length	13cm	Straight	Blade Size	36 x 2 mm
Length	14cm	Straight	Blade Size	36 x 2 mm
Length	12cm	Curved	Blade Size	36 x 2 mm
Length	13cm	Curved	Blade Size	36 x 2 mm
Length	14cm	Curved	Blade Size	36 x 2 mm



Verges Phaco Chopper

It has a ball tip which is used for the protection of posterior capsule with 1.0mm inferior edge for allowing easy chopping.

(AAA-2476)

Length	11.2cm	Tip	0.4mm Olive
--------	--------	-----	-------------



Akahoshi Prechopper

It is used to segment lens nucleus into 4 quadrants, helps in rotating lens nucleus with minimal stress.

(AAA-2477)

Length	12.3cm	Tip	1.7mm
--------	--------	-----	-------



Heath Chalazion Ring Curette

An ocular surgical tool that is hand-held, manual, and typically has a fenestrated, spoon-shaped, ring-like, or other tip that can be sharp or blunt and is used to scrape away or retrieve eye tissue.

[AAA-1894]

Length	13cm	Diameter	1mm
Length	13cm	Diameter	2mm
Length	13cm	Diameter	3mm



Skeeel Chalazion Curette

It is used in ophthalmic surgeries by surgeons to hold the tissue in place during surgery. Made of German Stainless Steel, it is reusable instrument.

[AAA-1895]

Length	12.7cm	Diameter	1mm
Length	12.7cm	Diameter	2mm
Length	12.7cm	Diameter	2.5mm



Foreign Body Curette

It is used to remove foreign bodies by approaching the obstructions from behind.

[AAA-1896]

Length	12.7cm	Cup	0.5mm
Length	12.7cm	Cup	1mm



Hebra Chalazion Curette, Straight

Made of High Quality German Stainless Steel, it is used to remove cysts and other masses from the eyelid.

(AAA-1897)

Length	13.3cm	Cup	1x2mm
Length	13.3cm	Cup	2x2.7mm
Length	13.3cm	Cup	2.5x4.1mm
Length	13.3cm	Cup	3x5mm



Axenfeld Chalazion Curette

A device used for eye surgery that removes chalazion. A chalazion is a small cyst that resembles a sty and is caused by inflammation of a gland at the edge of the eyelid. It frequently requires an incision and drainage to be successfully treated, though. The cyst is removed with a curette once an incision has been made.

(AAA-1898)

Length	14.4cm	Dimension	4.5x2.5mm
Length	14.4cm	Dimension	6.5x3mm



Nightingale Posterior Capsule Polishing Curette

It is used by surgeons to polish the posterior capsule for treating capsular opacification after cataract surgery.

(AAA-1899)

Length 12.4cm Angled Diameter 1.75mm



Bunge Curette

It is used to scrap away and remove fibrous tissues and other debris during surgical procedures.

(AAA-1900)

Length 14.5cm Cup 8mm



Drysdale Nucleus Manipulator

Flattened paddle tip with large surface area is great for controlling tissue, rotation and cracking nucleus.

(AAA-1944)

Length	11cm	Tip	10mm
Length	11cm	Tip	11mm
Length	11cm	Tip	12mm



Tyrell Iris Hook (Curved)

The device helps specialists in the retraction, dissection, handling and removal of delicate eye tissues.

(AAA-1945)

Length	11cm	Blade	Sharp
Length	12cm	Blade	Sharp
Length	13cm	Blade	Sharp
Length	11cm	Blade	Blunt
Length	12cm	Blade	Blunt
Length	13cm	Blade	Blunt



Engel Tenotomy Hook, Double Prong

Tenotomy hook that is used during tenotomy procedure for handling delicate tissues.

(AAA-1948)

Length	13cm	Shape	Straight
--------	------	-------	----------



Kimura Platinum Spatula, Straight

Ophthalmic tool used for conjunctival smears.

[AAA-1950]

Length	14cm	Tip	Flat
Length	15cm	Tip	Flat
Length	16cm	Tip	Flat



Vitrectomy Retinal Scissors, Vertical Opening 20G

Pencil style scissors with micro-blades that are easy to clean, specially designed for vitrectomy procedures.

[AAA-1951]

Length	14cm	Shape	Straight	Angle30
Length	14cm	Shape	Straight	Angle60
Length	14cm	Shape	Straight	Angle80
Length	14cm	Shape	Angled	Angle30
Length	14cm	Shape	Angled	Angle60
Length	14cm	Shape	Angled	Angle80



Crawford retrieving hook

Ophthalmic surgeon uses this tool for engaging and carrying the Crawford Lacrimal Intubation Probe, especially during lachrymal system repair operations.

[AAA-1952]

Length	13cm	Tip	Hooked	Shank	Straight
Length	14cm	Tip	Hooked	Shank	Straight



Kuglen Iris Look & Lens Manipulator

Tool used to pull delicate iris tissue for exposing deeper lens capsule

(AAA-1953)

Length	11cm	Shaft	Staright	Hook 0.5mm
Length	11.5cm	Shaft	Staright	Hook 0.5mm
Length	12.2cm	Shaft	Staright	Hook 0.5mm
Length	11cm	Shaft	Angled	Hook 0.5mm
Length	11.5cm	Shaft	Angled	Hook 0.5mm
Length	12.2cm	Shaft	Angled	Hook 0.5mm



Devgan Intraocular Suturing Hook

Intraocular hook used to handle and mobilize soft tissues during opthalamic surgeries.

(AAA-1954)

Length	11.4cm	Tip	Pigtail
Length	11.5cm	Tip	Pigtail



Jameson Muscle Hook

Surgeons use this tool during ocular surgeries involving ocular muscles and for correcting strabismus.

(AAA-1955)

Length	13cm	Hook	6mm	Tip	1.5mm
Length	13.6cm	Hook	6mm	Tip	1.5mm
Length	13cm	Hook	8mm	Tip	1.5mm
Length	13.6cm	Hook	8mm	Tip	1.5mm
Length	13cm	Hook	6mm	Tip	2mm
Length	13.6cm	Hook	6mm	Tip	2mm
Length	13cm	Hook	8mm	Tip	2mm
Length	13.6cm	Hook	8mm	Tip	2mm



Sinskey Hook

Made of German Stainless Steel, it is used to manipulate the intraocular lens during cataract surgery.

[AAA-1959]

Length	11cm	Shape	Straight	Tip	0.5mm
Length	11.5cm	Shape	Straight	Tip	0.5mm
Length	12cm	Shape	Straight	Tip	0.5mm
Length	11cm	Shape	Curved	Tip	0.5mm
Length	11.5cm	Shape	Curved	Tip	0.5mm
Length	12cm	Shape	Curved	Tip	0.5mm
Length	11cm	Shape	Angled	Tip	0.5mm
Length	11.5cm	Shape	Angled	Tip	0.5mm
Length	12cm	Shape	Angled	Tip	0.5mm



Helveston Muscle Hook

This hook engage and lift extraocular muscles and tendons for dissection, suturing and re-attaching procedures.

[AAA-1949]

Length	13cm	Tip	Blunt	Tip	8mm
Length	13cm	Tip	Blunt	Tip	10mm
Length	13cm	Tip	Blunt	Tip	12mm



Stevens Tenotomy Hook, Blunt Hook

This hook assists surgeons in delicate procedures and ensures minimal tissue damage during eye surgeries.

[AAA-1956]

Length	12cm	Shape	Right Angled	Hook	6mm
Length	12.4cm	Shape	Right Angled	Hook	6mm
Length	12cm	Shape	Curved	Hook	6mm
Length	12.4cm	Shape	Curved	Hook	6mm



Green Strabismus Hook

This hooks assists surgeons for manipulating ocular muscles during opthlamic surgeries.

[AAA-1957]

Length	12cm	Shape	Curved
Length	13cm	Shape	Curved
Length	12cm	Shape	Right Angled
Length	13cm	Shape	Right Angled



Gass Retinal Detachment Hook

Rounded hook is helpful in looking at sensitive retinal tissue. A wide tip lifts extraocular muscles for passing suture.

[AAA-1958]

Length	14cm	Type	Graefe
Length	14.3cm	Type	Graefe



Von Graefe Strabismus Hook

Opthalmic device used for the elevation of muscle tissue for reattachment and dissection. Its blade exposes the entire muscle for manipulation.

(AAA-1946)

Length	13cm	Hook	Right angled
Length	14cm	Hook	Right angled
Length	15cm	Hook	Right angled
Length	13cm	Hook	Right angled
Length	14cm	Hook	Right angled
Length	15cm	Hook	Right angled
Length	13cm	Hook	Right angled
Length	14cm	Hook	Right angled
Length	15cm	Hook	Right angled



Schocket Double Ended Scleral Depressor

Opthalmic instrument with double ends, rounded end for depressing sclera and a curved marking end to reach behind the globe.

(AAA-1947)

Length	13.5cm	Tip	Teardrop
Length	15cm	Tip	Teardrop



Tooke Corneal Knife

Tooke Corneal knife is utilized in corneal surgical procedures. During cataract operations, the knife is used to separate sclera lamellae to reveal the limbus.

(AAA-2056)

Length 11.9cm Type Serrated



Gill Corneal Knife

A blade frequently used in corneal surgery is the Gill Corneal Knife. Following a corneal injury, the anterior corneal surface may be scraped with the blade to remove the epithelium. The deeper layers of the cornea may also be cut away as needed using the knife and good surgical skill.

(AAA-2057)

Length 12.3cm Straight Tip Width 3.3mm

Length 12.3cm Curved Tip Width 3.3mm



The Fukasaku Hockey Knife

The surgical advantages of the Fukasaku Hockey Knife Ophthalmic Instruments are numerous. It is utilised to make a variety of depths and angles of incisions through the sensitive corneal tissue. The tool has an outstanding double-edged blade that is designed for this use.

(AAA-2058)

Length 12cm Angled Front Edge 3mm Sharp

Length 12.7cm Angled Front Edge 3mm Sharp



Kirby Expressor Muscle Hook and Lens Loop

Specially designed ocular surgery tool that helps in nucleus extraction during cataract procedures.

[AAA-1938]

Length	13cm	Loop	5 X 10mm
Length	15cm	Loop	5 X 10mm



D&K Barrett Modified Lens Loop

Highly precise with small diameter that allows use in phacoemulsification through small wounds.

[AAA-1939]

Length	12cm	Inside	3 x 9mm	Outside	4 x 12mm
--------	------	--------	---------	---------	----------



Arlt Lens Loop serrated

An eye surgery tool useful in lens replacement surgery, often known as cataract surgery, is the Arlt Lens Loop Serrated.

[AAA-1940]

Length	13cm	Curved	Loop	3.5mm
--------	------	--------	------	-------



Kirby Expressor Muscle Hook and Lens Loop

Specially designed ocular surgery tool that helps in nucleus extraction during cataract procedures.

[AAA-1938]

Length	13cm	Loop	5 X 10mm
Length	15cm	Loop	5 X 10mm



D&K Barrett Modified Lens Loop

Highly precise with small diameter that allows use in phacoemulsification through small wounds.

[AAA-1939]

Length	12cm	Inside	3 x 9mm	Outside	4 x 12mm
--------	------	--------	---------	---------	----------



Arlt Lens Loop serrated

An eye surgery tool useful in lens replacement surgery, often known as cataract surgery, is the Arlt Lens Loop Serrated.

[AAA-1940]

Length	13cm	Curved	Loop	3.5mm
--------	------	--------	------	-------



Lewis Lens Loop

Lewis lens loop is used in various procedures of lens extraction and cataract during eye surgeries.

(AAA-1930)

Length	13cm	Serrated	Loop	4 x 6mm
Length	14cm	Serrated	Loop	4 x 6mm
Length	13cm	Serrated	Loop	5 x 6mm
Length	14cm	Serrated	Loop	5 x 6mm
Length	13cm	Smooth	Loop	5 x 6mm
Length	14cm	Smooth	Loop	5 x 6mm
Length	13cm	Smooth	Loop	6 x 7mm
Length	14cm	Smooth	Loop	6 x 7mm



Gills-Welsh Modified Lens Loop (Ultra Thin)

Gills-Welsh modified lens loop helps in sliding the lens from the eye and handling lens during eye surgeries.

(AAA-1931)

Length	12cm	Slightly curved	Loop	5 x 7mm
Length	13cm	Slightly curved	Loop	5 x 7mm
Length	12cm	Medium curved	Loop	5 x 7mm
Length	13cm	Medium curved	Loop	5 x 7mm
Length	12m	Slightly curved	Loop	6 x 7mm
Length	13cm	Slightly curved	Loop	6 x 7mm
Length	12cm	Medium curved	Loop	6 x 7mm
Length	13cm	Medium curved	Loop	6 x 7mm



New Orleans Eye and Ear Lens Loop

Multipurpose surgical instrument that helps to guide the lens out of capsular bag during cataract procedures.

(AAA-1932)

Length	13cm	Curved	Loop	5 x 10mm
Length	14cm	Curved	Loop	5 x 10mm



Simcoe Double Ended Nucleus Loop

Specialized tool used by surgeon that extracts the divided lens nucleus from the capsules during ophthalmic procedures.

(AAA-1933)

Length	11cm	Curved	Loop	4 x 20mm
Length	12cm	Curved	Loop	4 x 20mm
Length	13cm	Curved	Loop	4 x 20mm
Length	14cm	Curved	Loop	4 x 20mm



Kirby intra-capsular lens loop

Loop used in most cataract and lens extraction procedures, holds the lens and prevent its falling into viterous.

(AAA-1934)

Length	13cm	Curved	Loop	5 x 10mm
--------	------	--------	------	----------



Snellen Lens Loop (Blunt)

Snellen lens loop is used in various eye surgeries, when removing capsular bag, loop is placed below to prevent lens from falling into vitreous.

(AAA-1941)

Length	13cm	Curved	Loop	3mm
Length	14cm	Curved	Loop	3mm
Length	13cm	Curved	Loop	3.5mm
Length	14cm	Curved	Loop	3.5mm



Spirig Lens Loop Serrated

Loop used for manual lens fragmentation in ocular surgeries.

(AAA-1942)

Length	13cm	Curved	Loop	2.2mm
--------	------	--------	------	-------



Weber Lens Loop

Made of German Stainless Steel, helps the surgeons in many eye surgeries and cataract procedures.

(AAA-1940)

Length	13cm	Curved	Loop	4mm
Length	14cm	Curved	Loop	4mm
Length	13mm	Curved	Loop	5mm
Length	14mm	Curved	Loop	5mm

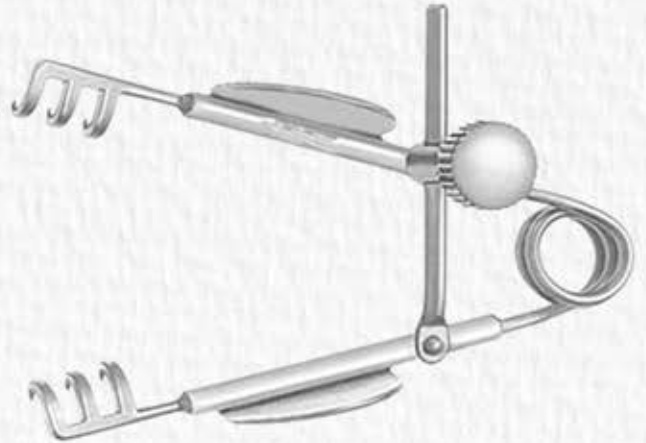


Agricola Retractor

A dependable instrument to improve the surgical view of the lacrimal sac is the Agricola Lacrimal Sac Retractor. During optical procedures, its main application is to statically separate the incision edges.

(AAA-2135)

Length 4cm Teeth 3x3




Jaffe Lid Retractor

An instrument frequently used in ophthalmologic surgery is the Jaffe Lid Retractor. The tool's purpose is to securely draw back the lid of the globe to reveal its front side. The retractor comes in a set of two allowing simultaneous retraction of the upper and lower lids.

(AAA-2136)

Length 5.3cm Curved Blade 9mm
Length 5.3cm Curved Blade 15mm



Flynn Sclerel Depressor

In ophthalmics, the Flynn Sclerel Depressor is frequently employed. Its tip, which is shaped like a lens loop and has a flat, serrated grip, is used to depress the sclera.

(AAA-2109)

Length	8cm	Straight	Type	Serrated
Length	8.5cm	Straight	Type	Serrated



Schocket Double Ended Scleral Depress

The Schocket Scleral Depressor offers an easy way to localize retinal holes during retinal surgeries. It helps to control retina and is designed in a way to depress the sclera and reach sensitive parts of the eye.

(AAA-2110)

Length	13.4cm	Slightly Angled
Length	14cm	Slightly Angled



Spaide Pediatric Scleral Depressor

Spaide Pediatric Scleral Depressor is specifically designed to suit an infant's eye. Serrated edges grab the conjunctiva and allow the eye to be rotated in any direction. The sclera is depressed by utilizing tip of the Depressor.

(AAA-2111)

Length	12.5cm	Type	Serrated
Length	13cm	Type	Serrated



Hattenbach scleral depressor

In opthamology, Hattenbach scleral depressors are utilised for soft buckling and strong grip with a risk of rupture. Reusable stainless steel with chromium plating.

(AAA-2120)

Length 13.3cm Tip type Triangular



Lucke scleral depressor

Curved marking end for reaching behind the globe, and a rounded end for depressing the sclera.

(AAA-2121)

Length 12.8cm Tip Shape Tear drop



Claes scleral depressor

Due to the surgeon's involvement with other surgical instruments, scleral depression is frequently carried out by an assistant.

(AAA-2123)

Length 12cm Tip type Diamond Dusted



Helveston Barbie Retractor

Helveston Barbie Retractor is frequently used in ophthalmological procedures. Its board-thin blade is intended to retract conjunctival tissue and increase sclera exposure for marking and stitching.

[AAA-2132]

Length	12.5cm	Curved	Blade	7mm
Length	12.5cm	Curved	Blade	9mm
Length	12.5cm	Curved	Blade	11mm



Fisher Lid Retractor

An ophthalmological tool called a lid retractor is used to retract the eyelids during surgery.

[AAA-2133]

Length	13.3cm	Blade Retractor End	12mm
Length	14.3cm	Lid Retractor End	17mm



Conway Lid Retractor

Conway lid retractor is an ophthalmic device that is used to retract the eyelids during surgery.

[AAA-2134]

Length	13.5cm	Handle	Flat
Length	14.2cm	Handle	Flat
Length	13.5cm	Handle	Titanium
Length	14.2cm	Handle	Titanium



Josephberg-Besser Scleral Depressor

These Depressors are used frequently in ophthalmology. For individuals with tight lids and/or who leak moisture into the area around their eyes, the Josephberg-Besser scleral depressor makes gripping and drawing back the lid easier.

(AAA-2116)

Length	10cm	Handle	Flat
Length	10.5cm	Handle	Flat



O'Connor Scleral Depressor

The O'Connor Scleral Depressor is a frequently used instrument in the examination of the globe or prior to retinal surgery. When doing an examination employing lateral and anteroposterior depression movements, the double ended design is helpful. During use, the handle offers better control and grip.

(AAA-2118)

Length	13.3cm	Tip Shape	Tear drop
--------	--------	-----------	-----------



Knapp Lacrimal Retractor

In order to get the sac out of the way during surgery, Knapp Lacrimal Retractor was created. It is routinely applied during operations on the eyes.

[AAA-2128]

Length	13.5cm	Tip Type	Blunt
Length	13.5cm	Tip Type	Sharp
Length	13.5cm	Tip Type	Blunt
Length	13.5cm	Tip Type	Sharp



Stevenson Lacrimal SAC Retractor

During ophthalmic surgeries, the Stevenson Lacrimal Sac Retractor is a specialised instrument. The tool's purpose is to expose the lacrimal sac by enlarging the edges of the skin incision.

[AAA-2129]

Length	8.3cm	Curved
--------	-------	--------



Schepens Orbital Retractor

Ophthalmic surgeons utilise the Schepens Orbital Retractor, a specialist tool, to engage, deploy, and press the scleral tissue towards the retina in order to repair retinal detachment.

[AAA-2131]

Length	14cm	Type	Serrated
Length	15cm	Type	Serrated
Length	15.6cm	Type	Serrated



Koura Double Ended Scleral Depressor

An effective tool for treating orbital fractures is the Sewall Orbital Retractor. The blade's curve is especially helpful in revealing tissue on the posterior orbital floor's upward inclination.

[AAA-2124]

Length 12.4cm Tip Oval
Length 12.4cm Tip Round



Orbital Retractor Elevator

The tool has a broad, curved blade that easily contours to the shape of the ocular globe. The blade also has a central notch to shield the optic nerve from serious harm.

[AAA-2126]

Length 18.2cm Width 10x14mm



Ferris Smith Sewall Orbital Retractor

Its main function is to reattach a detached retina by pressing the sclera towards the centre of the eye.

[AAA-2125]

Length 16cm Angled Straight



Mackool Capsule Retractor

A frequently employed instrument in cataract procedures is the Mackool Lens Capsule Retractor. The retractor pulls on the margins of the anterior capsule to reveal the underlying lens.

(AAA-2137)

Length 12cm Hook Width 1mm



Kreissig scleral depressor

The space occupied by the probe causes the retina to move inward and provides an elevation when the tip of the scleral depressor is inserted between the globe and the orbit. The contrast between a retinal lesion and the surrounding retinal tissue is improved by this method.

(AAA-2119)

Length	12.8cm	Tip type	Conical	Shaft	32mm
Length	13.5cm	Tip type	Conical	Shaft	32mm



Urretts-Zavalia Depressor and Fixation Pick

These Depressors are designed to permit the rotation of the eyeball during the examination and help manipulation of the retina during ophthalmic surgeries.

AAAA-2112)

Length 12.3cm Type Serrated



Wilder Scleral Depressor

Wilder Scleral Depressor is an instrument for ophthalmic surgery that is used to shift scleral tissue to make it easier to examine the posterior segment of the eye intraocularly during the surgical management, mitigation, prevention, and/or diagnostic of ophthalmic disease or disorders.

(AAA-2113)

Length 12.5cm Angled Type Serrated



Schepens Scleral Depressor Medium

Ophthalmic surgeons regularly employ the Schepens Scleral Depressor, a specialist tool, to depress, investigate, and mark scleral dark zones in order to pinpoint retinal holes and carry out challenging eye procedures. The tool has a thimble-style handle that allows for the best manipulation for this use. The handle is additionally offered in small, medium, and large sizes to facilitate ophthalmic procedures.

(AAA-2114)

Length	4.3cm	Tip Width	6mm
Length	5cm	Tip Width	6mm
Length	5.7cm	Tip Width	6mm
Length	4.3cm	Tip Width	8mm
Length	5cm	Tip Width	8mm
Length	4.3cm	Tip Width	8mm

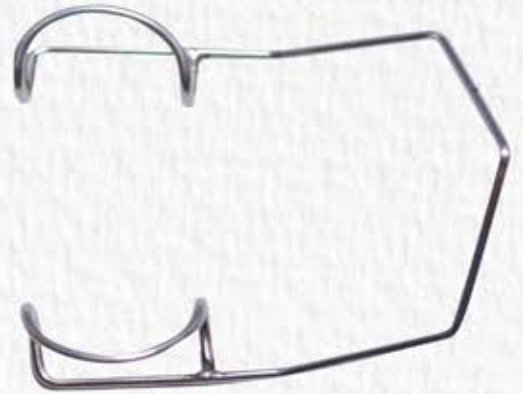


Barraquer Wire Speculum

It is used to keep the eye open during eye surgeries, for retraction of the eye socket. Made of german stainless steel used by surgeons as a self retaining retractor.

(AAA-2047)

Length	38mm	Blade	10mm
Length	40mm	Blade	10mm
Length	38mm	Blade	11mm
Length	40mm	Blade	11mm
Length	38mm	Blade	14mm
Length	40mm	Blade	14mm
Length	38mm	Blade	15mm
Length	40mm	Blade	15mm

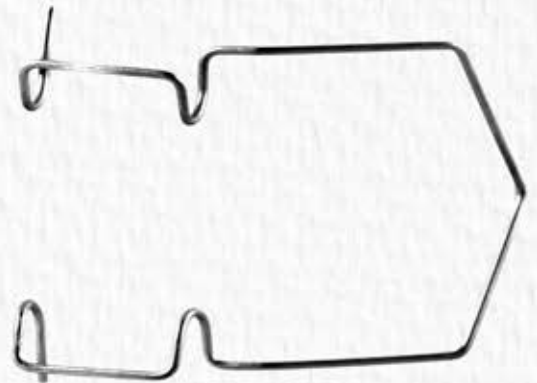


Temporal Approach Wire Speculum

Made of German Stainless Steel, Temporal Approach Wire Speculum is used by surgeons to handle the temporal region during eye surgeries.

(AAA-2048)

Length	38.8mm	Blade	15mm	Wire	14mm
Length	38.8mm	Blade	15mm	Wire	14mm
Length	38.8mm	Blade	18mm	Wire	14mm
Length	38.8mm	Blade	18mm	Wire	14mm



Alfonso Newborn Eye Speculum

It is used by surgeons in pediatric ophthalmological procedures. It gives extra visualization of globe of eye.

(AAA-2049)

Length	4.4cm	Blade	15mm	Blade	27mm
--------	-------	-------	------	-------	------



Cook Eye Speculum

It is used by surgeons for separating upper and lower eye lids during surgery for maximum exposure of eyeball.

(AAA-2050)

Length	5cm	Spread	24mm	Blade	9mm
Length	5cm	Spread	26mm	Blade	9mm
Length	5cm	Spread	24mm	Blade	11mm
Length	5cm	Spread	26mm	Blade	11mm



Lester-Burch Eye Speculum

It keeps the eyelids from closing during ophthalmological surgeries.

(AAA-2051)

Length	83mm	Blade	14mm	Spread	36mm
--------	------	-------	------	--------	------




Bangerter Eye Speculum

It is used in eye surgeries to hold and keep the eyelids open. It also helps in retraction of eyelid by the surgeons.

(AAA-2052)

Length	52mm	Blade	15mm
Length	55mm	Blade	15mm



Ginsberg Eye Speculum

It is used to handle redundant lid tissues and lashes that come across during surgeries. Lower blade is shorter as it facilitates easy insertion and removal.

(AAA-2053)

Length 8cm Blade 15mm




Clark Speculum

It is used to keep eyelids apart and also prevents blinking of eye during surgical procedures and eye examination.

(AAA-2054)

Size	Adult	Shape	Left
Size	Child	Shape	Left
Size	Adult	Shape	Right
Size	Child	Shape	Right




Weiss Eye Speculum

Device made of German Stainless Steel used for keeping the eyelid open during eye surgery.

(AAA-2055)

Length	67mm	Size	Child Size
Length	85mm	Size	Adult Size




Tanna-Lieberman Eye Speculum

Adjustable Mechanism Wire Blades With Traction Suture Anchor Posts. Used for maintaining eye lid apart during eye surgeries.

(AAA-2044)

Blade 15mm



Ong Glaucoma Lid Speculum

The Ong Speculum turns the eye down to reveal the superior sclera and conjunctiva by pushing on the inferior conjunctival fornix with a larger inferior blade than a conventional speculum.

(AAA-2045)

Blade	12.5mm	Shape	Left Eye
Blade	12.5mm	Shape	Right Eye

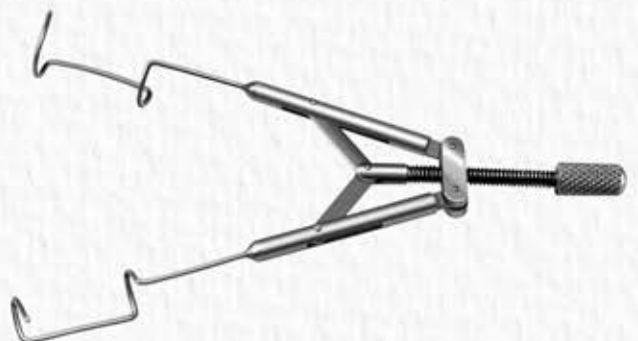


Lieberman Speculum

It is used statically retract the eyelid. It gives atraumatic way to observe eyeball and the surrounding structures.

(AAA-2046)

Blade	14mm	D Shaped
Blade	15mm	D Shaped
Blade	17mm	D Shaped



Bicalho Guide Tunnel Splitter

A Tunnel Corneal Splitter Specifically Designed for the Insertion of Intrastromal Corneal Ring Segments During ICRSs Implantation Surgery is Bicalho Guide Tunnel Splitter. It is used in various ophthalmology surgeries.

(AAA-2072)

Width 0.25 x 0.6 x 5.3 mm



DMEK F Marker

During DMEK procedures, a DMEK "F" shaped marker is used to indicate the donor lenticule's stromal side.

(AAA-2073)

Length	9.6cm	Angled	Tips	2mm
Length	12cm	Angled	Tips	2mm



Double End Martinel Corneal Dissector

Its main function is to allow for delicate incisions that allow access to the anterior chamber. The device is designed with an angled, narrow blade that is perfect for making atraumatic cuts on the cornea for this purpose.

(AAA-2074)

Length 12.7cm Angled Blade 3mm x 11mm



Double Ring Corneal Marker

Double Ring Corneal Marker is used to locate the ring channel

(AAA-2075)

Shape Angled Ring 3.5mm x 4.0mm



Kellen CCC Marker

A properly proportioned and accurately centred capsulorhexis is necessary for an IOL to function at its best. The difficulty of this operation is increased if the pupil dilates eccentrically. The Kellen Capsulorhexis Marker can be used by a surgeon to help in this procedure. Aligning the tips of the four non-marking posts with the limbus, the 5.5mm ring is gently pressed onto the corneal surface to leave a perfectly centred mark.

(AAA-2076)

Ring diameter 5.5mm



Henderson Toric Iol Marker

The Henderson Toric IOL Marker has a thin profile and fits the Henderson Degree Gauge precisely. The marking head's anterior surface has fine lines that enable proper alignment and registration of the astigmatism axis. The limbus to the midperipheral cornea are marked, allowing the toric IOL to be properly aligned.

(AAA-2080)

Length 10.5cm



BASIC EYE SURGERY SET

SKU Code	Instruments	Length	Shape/Handle	Type/Blade	Quantity
SH-H02	Scalpel Handles, With CM Graduation	12cm	3	10	1
SH-H08	Scalpel Handles, With CM Graduation	12cm	7	10	1
S02-010	Steven Scissors, Blunt/Blunt	11.5cm	Straight	Standard	1
S02-015	Steven Scissors, Blunt/Blunt	11.5cm	Curved	Standard	1
S22-010	Iris Scissors, Sharp/Sharp	9cm	Straight	Standard	1
S22-027	Iris Scissors, Sharp/Sharp	11.5cm	Curved	TC	1
S22-020	Iris Scissors, Sharp/Sharp	11.5cm	Straight	Standard	1
HMF-101	Halsted-Mosquito Micro Hemostatic Forceps	12.5cm	Straight	TC	2
HMF-104	Halsted-Mosquito Micro Hemostatic Forceps	12.5cm	Curved		2
AAA-0085	Castroviejo Micro Scissors	16.5cm	Straight		1
AAA-0086	Castroviejo Micro Scissors	16.5cm	Curved		1
S43-016	Castroviejo Needle Holder	Straight	With Catch		1
DF-101	Dressing Forceps	11.5cm	1x2 Teeth	TC	1
DF-102	Dressing Forceps	11.5cm	Serrated		1
S113-011	Desmarres Eye Lid Retractor	14cm	12mm		1
BTC-103	Backhaus Towel Clamps	13cm			1

LASIK INSTRUMENTS SET

SKU Code	Instruments	Length	Shape/Handle	Type/Blade	Quantity
AAA-2046	Lieberman Speculum	15mm	D Shaped	10mm	1
AAA-2512	Buratto LASIK Flap Protector	13.5cm	45 Degree Angled		1
AAA-2063	Hirschman Iris Lens Spatula, Angled	12cm	0.6mm		1
AAA-2513	Fukasaku Lasik Spatula	12cm			1
AAA-2514	Katzen LASIK Flap Unzipper	13.5cm		12mm Cylindrical	1
AAA-2515	Thorlakson LASIK Flap Lifter	10cm	12mm		1
AAA-2516	Intralase Flap Lifter and Retreatment Spatula	10.6cm	Z Shaped		1
AAA-2517	Gimbel Stabilization Ring	13mm			1
AAA-2518	Buratto LASIK Flap Forceps	10.2cm	Disc Serrated		1
AAA-2519	Banaji LASIK Cannula	26ga			1
AAA-2520	Spatulated LASIK Cannula	26ga			1
AAA-2521	Buratto LASIK Cannula	3 Ports	23ga		1

CATARACT SURGERY SET

SKU Code	Instruments	Length	Shape/Handle	Type/Blade	Quantity
SH-H02	Scalpel Handles, With CM Graduation	12cm	3	Blade 10	1
SH-H08	Scalpel Handles, With CM Graduation	12cm	7	Blade 10	1
S43-014	Castroviejo Needle Holder	Straight	Standard	Style With Catch	1
S43-015	Castroviejo Needle Holder	Curved	Standard	Style With Catch	1
S02-010	Steven Scissors, Standard	11.5cm	Straight	Tip Sharp/Sharp	1
HMF-101	Halsted-Mosquito Micro Hemostatic Forceps	12.5cm	Straight		4
HMF-104	Halsted-Mosquito Micro Hemostatic Forceps	12.5cm	Curved		6
S22-010	Iris Scissors, Sharp/Sharp	9cm	Straight	Type Standard	1
S22-027	Iris Scissors, Sharp/Sharp	11.5cm	Curved	Type TC	1
BTC-103	Backhaus Towel Clamps	13cm			1
WCU-102	WILMER Conjunctival And Utility Scissors	10.2cm	Sharp/Sharp	Type Standard	1
S41-014	Vannas Micro Scissors	16cm	Straight		1
AAA-0085	Castroviejo Micro Scissors	16.5cm	Straight		1
AAA-0086	Castroviejo Micro Scissors	16.5cm	Curved		1
S22-027	Iris Scissors, Sharp/Sharp	11.5cm	Curved	Scissor Type TC	1
WMS-101	WESTCOTT Micro Scissors	11cm	Straight		1
GRS-108	Gradle Scissors, Standard	10cm	Straight	Tip Sharp	1
AAA-1101	Lancaster Eye Speculum	7.9cm	15mm		1
AAA-1096	Castroviejo Eye Speculum	9.4cm	15.5mm		1
S113-011	Desmarres Eye Lid Retractor	14cm	12mm		1
AAA-1423	Troutman Chris blade breaker	9cm	5mm		1
GH-101	Graefe (IRIS) Hooklets	16cm			1
AAA-1425	Castroviejo Cyclodialysis Spatula	0.5mm			1
S175-014	Castroviejo Caliper	9cm	25mm		1
DCC-102	Desmarres Chalazion Clamp	9cm	Medium	Tip 12x23mm	1
GBF-100	Graefe (Castroviejo)-Brown Forceps	11.5cm	Straight		1
AAA-0218	Iris Dressing Tissue Forceps	10cm	Straight		1
AAA-0220	Iris Dressing Tissue Forceps	12.5cm	Straight		1
AAA-0189	Iris Tissue Forceps, 1X2 Teeth	11cm	Straight		1
AAA-0190	Iris Tissue Forceps, 1X2 Teeth	10cm	Curved		1
AAA-0707	Castroviejo Fixation Forceps, Serrated	12cm	1x2		1
AAA-1049	Arruga Capsule Forceps	10.1cm	Standard Curve		1
AAA-1052	Arruga Capsule Forceps	10.5cm	Improved Curve		1

TORIC IOL INSTRUMENTS SET

SKU Code	Instruments	Length	Marking	Tips	Quantity
AAA-2522	Henderson Alignment Marker	10.1cm	3,6,9 O'Clock	0.5mm	1
AAA-2080	Henderson Toric IOL Marker, Flat handle	10.5cm			1
AAA-2523	Scorsetti-Shepherd Capsule Polisher, 90°	12cm		90 Degree Angled	1
AAA-2524	Henderson MICS Capsule Polisher	21mm			1

DALK INSTRUMENTS SET

SKU Code	Instruments	Length	Shape	Type/jaws	Quantity
AAA-2525	Bishop-Harmon A/C Irrigator	19ga			1
AAA-2526	DALK Corneal Dissector	12mm		Beveled Tip	1
AAA-2527	Rosenwasser DALK Trisector	11.4cm		0.2mm	1
AAA-2528	Bonfadini DALK Spatula	1mm			1
AAA-2529	DALK Air Injection Cannula, 27ga.	27ga			1
AAA-2530	Tennant Tying Forceps, delicate, straight	10cm	Straight		1
AAA-2531	Tennant Tying Forceps, delicate, curved	10cm	Curved		1
AAA-2027	Anis Microsurgery Needle Holder, w/Lock	12.7cm	Curved	8mm	1

CORNEAL TRANSPLANT INSTRUMENTS SET

SKU Code	Instruments	Length	Shape	Type/Teeth	Quantity
AAA-2532	Bishop-Harmon A/C Irrigator	19ga			1
S39-011	Hartman Mosquito Forceps	10cm	Straight	1x2 Teeth	1
AAA-2533	Flieringa Rings (set of 8)	15.0mm			1
AAA-2047	Barraquer Wire Speculum, Large	40mm	15mm	Standard Wire	1
AAA-2046	Lieberman Speculum	15mm	D Shaped		1
WMS-101	WESTCOTT Micro Scissors	11cm	Straight		1
AAA-2534	Polack Double Corneal Fixation Forceps	7.5cm	1X2 Teeth		1
AAA-2535	Perl Corneal Forceps, 0.08mm, left	0.08mm	Left		1
AAA-C712	Castroviejo Fixation Forceps, Serrated	10cm	0.12mm	1x2 Teeth	1
AAA-C709	Castroviejo Fixation Forceps, Serrated	10cm	0.3mm	1x2 Teeth	1
AAA-2000	Harms Colibri Forceps, very delicate	7.0cm	Angled	1 x 2	1
AAA-2530	Tennant Tying Forceps, delicate, straight	10cm	Straight		1
AAA-2531	Tennant Tying Forceps, delicate, curved	10cm	Curved		1
AAA-2065	PATON Spatula and Spoon, Angled Shaft	13cm	8mm	1.5mm	1
AAA-2027	Anis Microsurgery Needle Holder, w/Lock	12.7cm	8mm	Curved	1
S43-017	Castroviejo Needle Holder	Curved	With Catch	Stainless Steel	1
AAA-2536	Air Injection Cannula, 30ga.	30ga			1

OCULOPLASTIC INSTRUMENTS SET

SKU Code	Instruments	Length	Marking	Tips	Quantity
AAA-2131	Schepens Orbital Retractor	14cm,	Serrated	14mm x 56mm	1
S113-011	Desmarres Eye Lid Retractor	14cm	12mm		1
AAA-2538	HP Scleral Shield, large (pair)	23mm			1
AAA-2539	Jaeger Lid Plate, stainless steel	9.3cm			1
AAA-2128	Knapp Lacrimal Retractor, 4 prongs	13.5cm	Blunt	4mm x 8mm	1
AAA-2540	Meyerhoefer Curette #3	13.1cm			1
AAA-2541	Fixation Hook, double, large	13cm	2mm		1
AAA-1946	Von Graefe Strabismus Hook	13cm	Right angled		1
MR-102	Metal Rulers With Inch And CM Graduations	20cm			1
S02-010	Steven Scissors, Standard	11.5cm	Straight	B/B	1
AAA-0189	Iris Tissue Forceps, 1X2 Teeth	11cm	Straight		1
AAA-1556	Putterman Mullers Muscle Conjunctival	10cm	T-Shape	6	1
DCC-102	Desmarres Chalazion Clamp	9cm	Medium	12x23mm	1
S39-011	Hartman Mosquito Forceps	10cm	Straight	1x2 Teeth	1
S43-017	Castroviejo Needle Holder	Curved	With Catch	Stainless Steel	1
FE-105	Freer Raspatory Elevators	5 mm	19 cm	sharp/blunt	1
AAA-2542	Wilder Lacrimal Dilator #2	10cm	0.2mm		1
AAA-0644	Bowman Probes	12.5cm			1
AAA-2543	Pigtail Probe				1



CONTACT US

ALIRA MEDICAL DEVICES LLC

+1 (818) 614 4592 info@alirameddevices.com www.alirameddevices.com

14622 Ventura Blvd Ste 102, #712 Sherman Oaks, CA 91403

